


Twin Topper



Shown: **6-Bike Starter Module**, Model: 851250-6
Plus **4-Bike Add-On Module**, Model: 851250-4A
Total Capacity: 10 Bikes

Description and Use:

The Twin Topper Bi-Level Bike Rack System allows you to park 2 bikes in the space normally required for just 1 bike. The simple Twin Topper System has no moving parts which makes it safe, secure and reliable. The upper tiers are well-suited for lighter road or hybrid city bikes that must be lifted up into the convenient, self-guiding trays. Simply set the front wheel into the tray and push the bike ahead until the rear wheel is securely in the rear chock.

The first component required is the **6-Bike Starter Module** which is fully self-supporting. You can then add any number of **4-Bike Add-On Modules**.
(6 + 4 + 4 + 4 + 4, etc.)

Total Bike Capacity Increments:

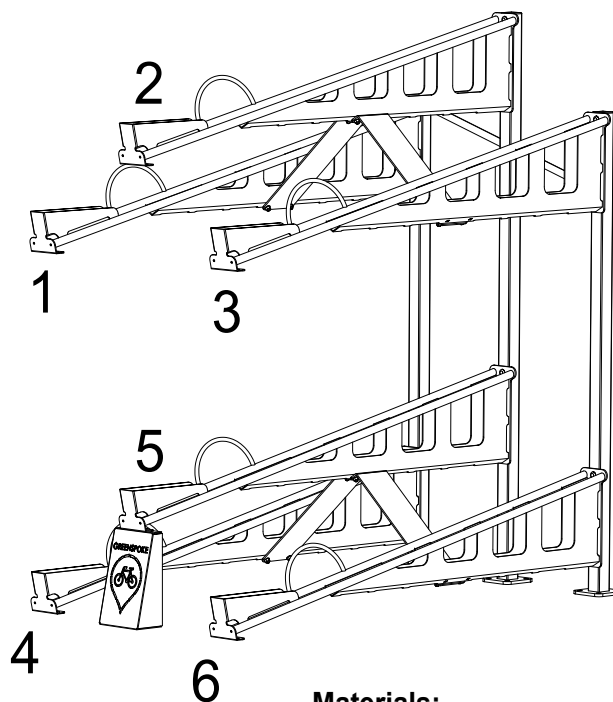
6 (Min.), 10, 14, 18, 22, 26, 30, 34, 38, 42, etc.



GREENSPOKE
BIKE PARKING SOLUTIONS

1-844-888-9999
www.gogreenspoke.com

6-Bike Starter Module Model: 851250-6



Materials:

Heavy Gauge Steel throughout.
Stainless Steel assembly hardware.

Installation Mode:

The Twin Topper is a **Surface-Mount** rack;
Convenient anchor points are provided to secure
the rack to a concrete, tile or wood floor.
Anchoring Hardware is available upon request.

Twin Topper Bi-Level Bike Rack System

6-Bike Starter Module, Model: 851250-6

4-Bike Add-On Module, Model: 851250-4A

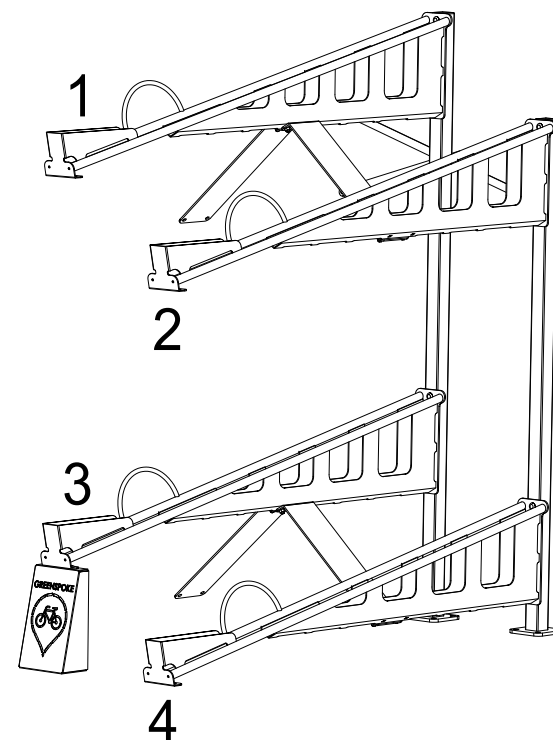
(4-Bike Add-On Modules Provide Infinite Capacity!)

- Specifications -

Sheet 1 of 3 (See Sheets 2 and 3 for Assembly & Layout Details.)

Rev.: 10Dec24

4-Bike Add-On Module Model: 851250-4A



Finishes:

- 1) Polyester Powder over Zinc Rich Primer.
- 2) Hot Dip Galvanized.

Greenspoke maintains a policy of continuous product improvement.
As a result, some details may change without notice.