
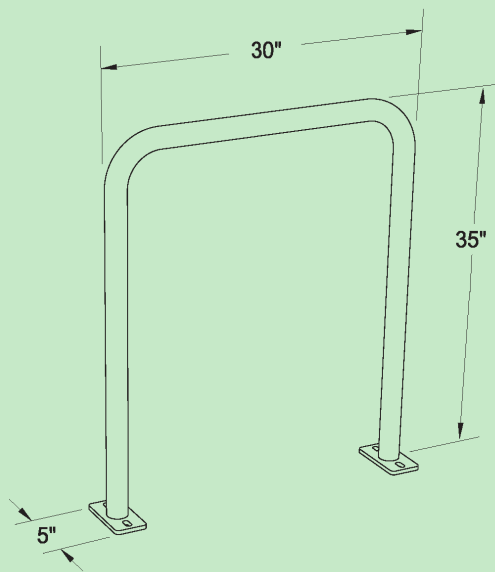


Squared Arch

Product Outline





Parking Capacity

2 

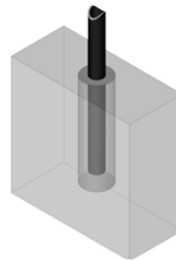
Materials


1.90" OD

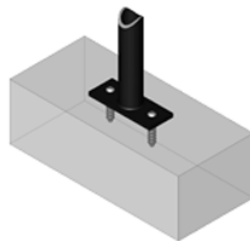
Finishes


-  **Powder Coat** (over high strength steel)
Electrostatically applied powder finish over zinc-rich primer.
-  **Stainless Steel**
304 grade stainless steel with varying surface finishes available from gloss to satin.

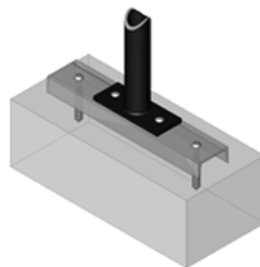
Mounting Options




-  **In-ground**
 - Embedded in concrete footings
 - Detailed instruction provided for each rack



-  **Surface**
Base plates are anchored directly to the concrete using tamper proof anchors. Greenspoke includes the hardware required but there are several other hardware options also available.
Typical anchor hardware:
1/2" security bolt
1/2" drop-in anchor (with setting tool)



-  **Rail Mount**
The feet of the bike rack are anchored to two separate, parallel rails which can be left freestanding or secured to a concrete bed. Rails are specs here.