
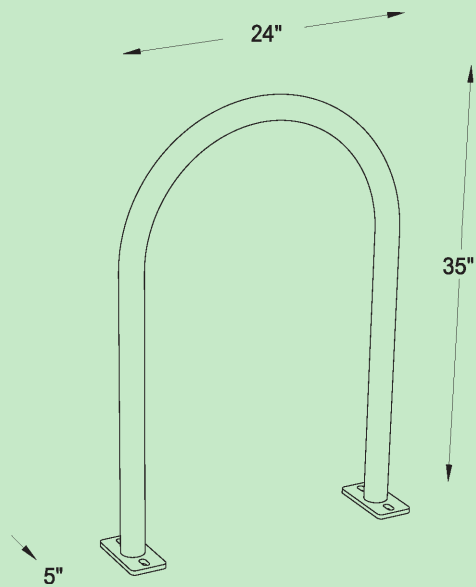


# Single Arch

## Product Outline





### Parking Capacity

2 

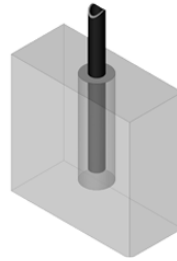
### Materials


1.90" OD

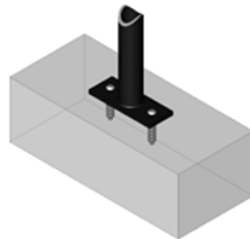
### Finishes


-  Powder Coat (over high strength steel)  
Electrostatically applied powder finish over zinc-rich primer.
-  Stainless Steel  
304 grade stainless steel with varying surface finishes available from gloss to satin.

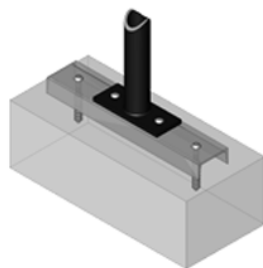
### Mounting Options




-  In-ground
  - Embedded in concrete footings
  - Detailed instruction provided for each rack



-  Surface
  - Base plates are anchored directly to the concrete using tamper proof anchors. Greenspoke includes the hardware required but there are several other hardware options also available.
  - Typical anchor hardware:
    - 1/2" security bolt
    - 1/2" drop-in anchor (with setting tool)



-  Rail Mount
  - The feet of the bike rack are anchored to two separate, parallel rails which can be left freestanding or secured to a concrete bed. Rails are specs here.